

DUCTLESS SYSTEMS

CONSTANT COMFORT™ SERIES

DLCLRA OUTDOOR UNIT



OUTDOOR FEATURES

- Available in 208/230V
- Built-in basepan heater
- Condenser high-temperature protection
- Refrigerant leakage detection
- Quiet outdoor operation, as low as 62.5 dB(A)
- Aluminum Golden Hydrophilic pre-coated fins
- Piping length 213 ft. (65 m.)
- Cooling operating range
-13° ~ 122° F (-25° ~ 50° C)
- Heating operating range
-22° ~ 86° F (-30° ~ 30° C)

COMPATIBLE WITH:

- DLFLCA Cassette
- DLFLDA Ducted
- DLFLFA Console

A Light Commercial Outdoor Unit for Improved Performance

Inverter Compressor

Up to 18.0 SEER

Up to 11.5 HSPF

Sizes: 36 / 48 / 58

KEY FEATURES

Longer Piping Lengths

Piping flexibility up to a total piping length of 213 ft. (65 m.).

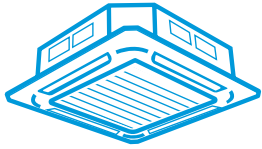
Low Ambient Cooling Kit

With a built-in Low Ambient Cooling Kit or specially designed PCB, outdoor fan speeds can be changed automatically based on the temperature. The unit can run cooling operation even in low ambient temperatures.

DUCTLESS SYSTEMS

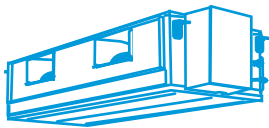
CONSTANT COMFORT™ SERIES DLCLRA OUTDOOR UNIT

INDOOR UNITS



PERFORMANCE:

DLFLCA Cassette			DLFLCAH36XAK	DLFLCAH48XAK
Indoor Model			DLFLCAH36XAK	DLFLCAH48XAK
ENERGY STAR®			NO	NO
Cooling System Tons			3.0	4.0
Cooling Rated Capacity	Btu/h		36,000	48,000
Cooling Cap. Range Min - Max	Btu/h		8,500~38,000	9,000~50,000
SEER			17.5	16.8
EER			9.0	9.5
Heating Rated Capacity (47° F)	Btu/h		38,000	50,000
Heating Rated Capacity (17° F)	Btu/h		25,200	35,000
Heating Maximum Capacity (5° F)	Btu/h		25,300	34,000
Heating Cap. Range Min - Max	Btu/h		9,500~50,000	10,000~55,000
HSPF			10.5	11.0
COP (47° F)	W/W		3	3.6
COP (17° F)	W/W		2.46	2.62
COP (5° F)	W/W		1.71	1.84



PERFORMANCE:

DLFLDA Ducted				DLFLDAH36XAK	DLFLDAH48XAK	DLFLDAH58XAK
Indoor Model				DLFLDAH36XAK	DLFLDAH48XAK	DLFLDAH58XAK
ENERGY STAR®				NO	NO	NO
Cooling System Tons				3.0	4.0	4.8
Cooling Rated Capacity	Btu/h		36,000	48,000	57,000	
Cooling Cap. Range Min - Max	Btu/h		8,500~38,000	9,000~50,000	18,000~58,000	
SEER				16.5	17.4	18.0
EER				9	9.2	10.0
Heating Rated Capacity (47° F)	Btu/h		40,000	49,500	62,000	
Heating Rated Capacity (17° F)	Btu/h		27,600	33,400	37,600	
Heating Maximum Capacity (5° F)	Btu/h		25,300	34,000	35,000	
Heating Cap. Range Min - Max	Btu/h		9,500~50,000	10,000~55,000	12,000~63,000	
HSPF				11.5	10.3	9.0
COP (47° F)	W/W		3	3.6	3.6	
COP (17° F)	W/W		2.46	2.62	2.62	
COP (5° F)	W/W		1.71	1.84	1.91	




PERFORMANCE:

		DLFLFA Console		
Indoor Model		DLFLFAH36XAK	DLFLFAH48XAK	DLFLFAH58XAK
ENERGY STAR®		NO	NO	NO
Cooling System Tons		3.0	4.0	4.5
Cooling Rated Capacity	Btu/h	36,000	48,000	54,000
Cooling Cap. Range Min - Max	Btu/h	8,500~38,000	9,000~50,000	18,000~58,000
SEER		16.0	17.8	18.0
EER		8.0	9.3	9.8
Heating Rated Capacity (47° F)	Btu/h	38,000	50,000	60,000
Heating Rated Capacity (17° F)	Btu/h	25,400	35,000	39,000
Heating Capacity (5° F)	Btu/h	25,300	34,000	35,000
Heating Cap. Range Min - Max	Btu/h	9,500~50,000	10,000~55,000	12,000~63,000
HSPF		10.0	11.0	10.5
COP (47° F)	W/W	3	3.6	3.6
COP (17° F)	W/W	2.46	2.62	2.62
COP (5° F)	W/W	1.71	1.84	1.91

COMPATIBILITY:

Indoor Unit		Outdoor Unit		
		DLCLRAH36AAK	DLCLRAH48AAK	DLCLRAH58AAK
DLFLCA Cassette	DLFLCAH36XAK	•		
	DLFLCAH48XAK		•	
DLFLAD Ducted	DLFLDAH36XAK	•		
	DLFLDAH48XAK		•	
	DLFLDAH58XAK			•
DLFLFA Console	DLFLFAH36XAK	•		
	DLFLFAH48XAK		•	
	DLFLFAH58XAK			•



SPECIFICATIONS:

DLCLRA Outdoor Unit				
Heat Pump				
System				
Size		36	48	58
Outdoor Model		DLCLRAH36AAK	DLCLRAH48AAK	DLCLRAH58AAK
Electrical				
Voltage-Phase-Cycle	V-Ph-Hz	208/230-1-60	208/230-1-60	208/230-1-60
MCA	A.	30	35	35
MOCP - Fuse Rating	A.	50	50	50
Operating Range				
Cooling Outdoor DB Min - Max	° F (° C)	-13~122 (-25~50)	-13~122 (-25~50)	-13~122 (-25~50)
Heating Outdoor DB Min - Max	° F (° C)	-22~86 (-30~30)	-22~86 (-30~30)	-22~86 (-30~30)
Piping				
Total Piping Length	ft (m)	213 (65)	213 (65)	213 (65)
Piping Lift*	ft (m)	98 (30)	98 (30)	98 (30)
Pipe Connection Size - Liquid	in (mm)	3/8 (9.52)	3/8 (9.52)	3/8 (9.52)
Pipe Connection Size - Suction	in (mm)	5/8 (16)	5/8 (16)	3/4 (19)
Refrigerant				
Type		R410A	R410A	R410A
Charge	lbs (kg)	6.72 (3.05)	9.26 (4.2)	10.19 (4.62)
Outdoor				
Unit Width	in (mm)	37.24 (946)	37.48 (952)	37.48 (952)
Unit Height	in (mm)	31.89 (810)	52.48 (1333)	52.48 (1333)
Unit Depth	in (mm)	16.14 (410)	16.34 (415)	16.34 (415)
Net Weight	lbs (kg)	148.59 (67.4)	217.4 (98.6)	225.09 (102.1)
Airflow	CFM	2,130	4,500	4,415
Sound Pressure	dB(A)	63.0	62.5	64.0

*Condensing unit above or below indoor unit.